

## Positive Behaviour Support (PBS) Team

### What is Positive Behaviour Support?

PBS is a research-based process that, when correctly implemented, is proven to create safer and more effective schools. PBS relies on organisational change strategies to improve the social culture, learning and teaching environment in schools, and to provide the individual behaviour support needed to achieve academic and social success for all students. Schools implementing PBS build on existing strengths, complimenting and organising current programming and strategies.

### PBS Purpose Statement:

Positive Behaviour Support at Cassia Primary School aims to collaborate with staff, students, parents and the community. We will explicitly teach positive behaviours to enable students to have the skills and opportunity to reach their full potential, both now and in the future.

### The PBS Leadership Team includes:

Kellie Mills – Team Leader

Donna Winter – Internal Coach

Katie Gale – Secretary

Amanda Bauchop and Corina Cartwright– EA Communication Coordinator

Jessica Donetta - Communication Coordinator

Bianca Reynolds - Data Manager

Karis Rath – Time Keeper

Narelle Ward – Principal

Debra Edwards – Proxy Principal

Amy Prichard – Parent Representative

Active Members: Vanessa Wainwright, Christene Fairhead

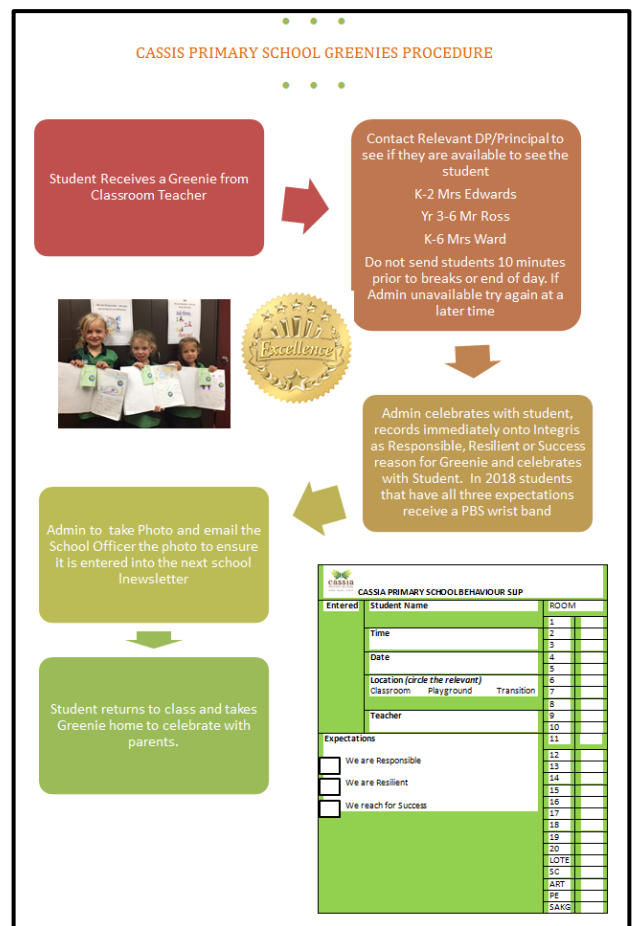
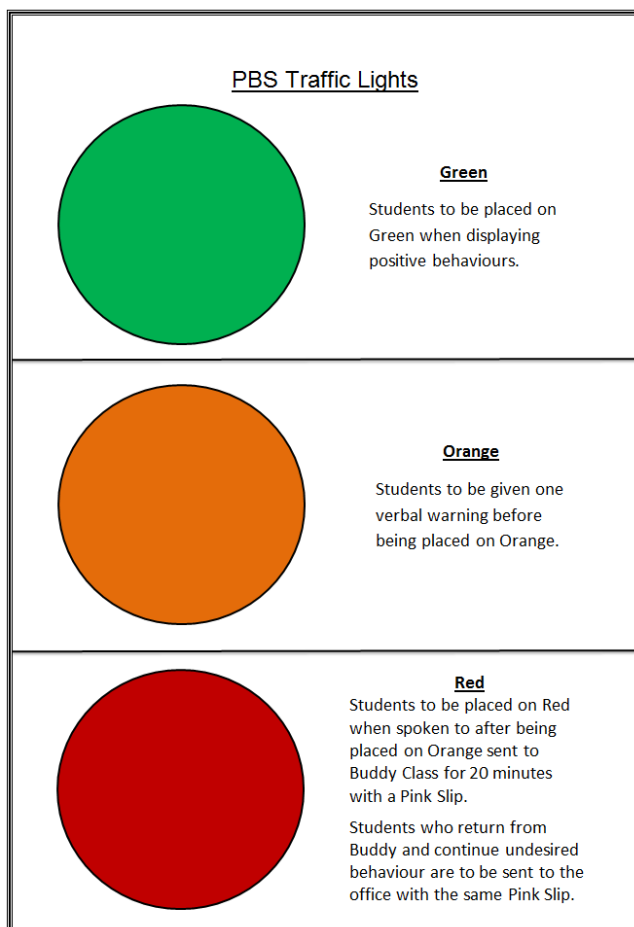
### Our School Behaviour Expectations:



### Behaviour Matrix:

<i>Cassia Primary Schools Behaviour Matrix</i>			
EXPECTATIONS	We are Responsible	We are Resilient	We reach for Success
LOCATION			
Whole School	<ul style="list-style-type: none"> <li>We follow instructions.</li> <li>We are on time.</li> <li>We take ownership for our behaviour.</li> <li>We are safe.</li> </ul>	<ul style="list-style-type: none"> <li>We will use the PATHS strategies.</li> <li>We attempt all tasks with a persistent attitude.</li> <li>We ask three then me.</li> <li>We demonstrate self-discipline.</li> </ul>	<ul style="list-style-type: none"> <li>We will challenge ourselves to reach our goals.</li> <li>We take pride in our work.</li> </ul>
Learning Areas	<ul style="list-style-type: none"> <li>We are ready to learn with our Big Five.</li> <li>We listen to the speaker.</li> <li>We take care of our belongings.</li> <li>We seek permission to leave learning areas.</li> </ul>	<ul style="list-style-type: none"> <li>We will use the PATHS strategies.</li> <li>We attempt all tasks with a positive attitude.</li> <li>We work cooperatively in the learning areas.</li> </ul>	<ul style="list-style-type: none"> <li>We remain on task.</li> <li>We follow the presentation policy.</li> <li>We set smart goals and strive to achieve them.</li> </ul>
Outside	<ul style="list-style-type: none"> <li>We are considerate of ourselves, others and the environment.</li> <li>We have our Fab Five.</li> <li>We are lined up and ready to learn by the second bell.</li> <li>We stay in our area.</li> </ul>	<ul style="list-style-type: none"> <li>We will use the PATHS strategies.</li> <li>We play safely.</li> </ul>	<ul style="list-style-type: none"> <li>We encourage others.</li> <li>We are willing to try new things.</li> <li>We include our peers.</li> </ul>

## Behaviour Management System:




## Lesson Plans:

In 2017, the PBS Team began creating lesson plans for the teachers to teach the expected behaviours. Students are responding well to the lessons and are learning how they are expected to be responsible, resilient and reach for success. In 2018, the team is moving towards more data driven lesson focusses.

**PBS**

*We are Resilient – We attempt all tasks with a persistent attitude.*



PBS Lesson Plan

We are Resilient – We attempt all tasks with a persistent attitude.

**Week 9 - Monday**

Warm Up (2 min):

- Reintroduce (display) Behaviour Matrix and three behaviour expectations.
- Introduce lesson focus – We are Resilient – We attempt all tasks with a persistent attitude.

Explicit Teaching (3 mins):

- Discuss/Brainstorm: what is persistence?
- Definition: The quality that allows someone to continue doing something or trying to do something even though it is difficult.
- Discuss/Share: what do you find difficult, easy, are you persistent? Etc.

Activity (10 mins):

- Students to complete a Y chart (what it looks, feels and sounds like) to attempt all tasks with a persistent attitude.
- Students to share and display work.

**Week 10 - Monday**

Warm Up (2 min):

- Reintroduce (display) Behaviour Matrix and three behaviour expectations.
- Introduce lesson focus – We are Resilient – We attempt all tasks with a persistent attitude.

Explicit Teaching (3 mins):

- Revise what it means to attempt all tasks with a persistent attitude.

Activity (8 mins):

- Identify strengths and weaknesses and set goals for the week.

Lesson plan is a guide, please feel free to edit and make changes that will suit your year levels and students.

## Procedures:

In 2016, the PBS Team created and implemented two procedures, Transition Procedure and Eating Time Procedure. These procedures proved to have a positive impact on how well students move around the school and eat at lunchtime. In 2017, the PBS Team along with staff and students identified other areas of the school that would benefit from an explicit taught procedure. The three new procedures are Entering Classrooms, Before School and Laptop Procedure.

**Before School Procedure**

1. Walk through the school quietly, walk bikes and scooters to the rack.



2. All students and parents to sit in undercover area with bag quietly.



3. Order recess and lunch before the bell.




4. Walk calmly to class at the bell.



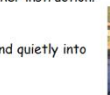
CASSIA  
Primary & Secondary

**Entering Classroom Procedure**


1. Sit in two straight, quiet lines before the second bell.




2. Hats in laps.




3. Wait for teacher instruction.



4. Walk safely and quietly into classroom.



5. When entering other classrooms, knock on the door and wait for permission before entering the classroom. Say "sorry for the interruption" and deliver your message.



CASSIA  
Primary & Secondary


**Laptop Procedure**

1. Allocate Laptops (use same laptop every time).

2. Teacher unplugs laptops.

3. Carry laptop with two hands.

4. Don't open until laptop is placed on a flat surface.



5. Use your personal password to log in (do not share your password!).


6. When finished, log off, shut down and wait for laptop to completely shut down before closing the screen.

**SHUT DOWN**

7. Await teacher's instructions, return laptop and teacher will plug in.

## Logo and Branding:

The PBS Team along with staff and students have been working with the company Creating Communities to create logos and the brand for PBS. You will find our new visual resources around the school and below.



## Rewards:

The PBS Team acquired funding to purchase 2000 plastic tokens to replace the worn out paper tokens, used for rewarding positive behaviour outside the classroom and 1000 wrist bands. The tokens are counted every 5 weeks and the winning faction is treated to an icy pole. The wrist bands will be given to students who receive a Greenie in each area of the behaviour expectations.